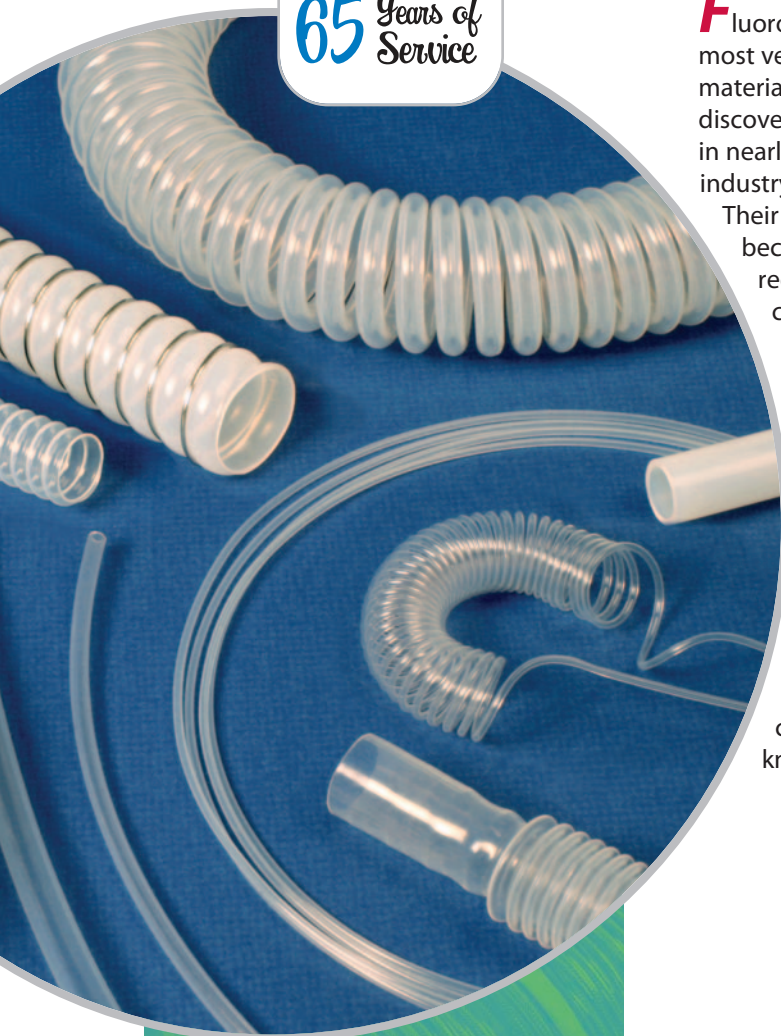


Celebrating Over  
**65** Years of  
Service



**F**luoropolymers are some of the most versatile engineering materials known and, since their discovery in 1938, have been used in nearly every field of modern industry, technology, and science.

Their non-stick properties became commonly recognized by the consuming public when E. I. DuPont began marketing his Teflon™ brand product for use on cookware, as a fiber treatment for stain resistance, and in other household applications.

Fluoropolymer material is recognized for its excellent resistance to heat — up to 500°F continuously. Lesser known is its usefulness in

extremely cold temperatures. Fluoropolymer will remain reasonably flexible to -100°F.

Because fluoropolymers are almost universally inert to industrial chemicals and solvents, their use for corrosion protection has become one of their largest growth areas. With few exceptions, fluoropolymer tubing can handle virtually any corrosive chemical in use today.

NewAge® Industries stocks a wide assortment of tubing products made of fluoropolymers. We can meet most any need for straight tubing, corrugated (for increased bend radii), convoluted (for easier flush cleaning), or retractable coiled fluoropolymer tubing, along with injection-molded PFA compression fittings. ■

## Fluoropolymer Tubing

PTFE, FEP, & PFA .....2

### Coiltef™

Coiled FEP tubing .....5

### Contef™

Convoluted PTFE tubing .....6

### Corrtef™

Corrugated FEP tubing .....8

### Pureloc®

PFA compression fittings .....9

## Applications


■ Adhesives & Hot Glue Delivery ■ Automotive Fluids ■ Cable Bundling ■  
Chemical Transfer ■ Connector Sleeves ■ Corrosives ■ Cryogenics  
■ Deionized Water Transfer ■ Environmental Sampling ■ Flame Retardant  
Covering ■ Food & Beverage Processing ■ Internal Sheathing ■ Lighting  
Covers ■ Paint Spray Systems ■ Petrochemical Transfer ■ Pure Air  
Systems ■ Pure Water & Fluid Systems ■ Push-Pull Cable Jacketing ■  
Robotics ■ Sight Glass (FEP) ■ Solvent Transfer ■ Wire Insulation ■ More

**ESOP** Employee Owned  
for Your Benefit



A Solar Powered,  
Zero Landfill Company

## PTFE, FEP, & PFA Formulations



- Chemically inert; low permeability
- Lowest coefficient of friction of any solid material
- Excellent electrical and weathering properties; non-flammable
- Made without plasticizer which can leach into critical streams
- Free of animal derived components
- Raw materials are FDA and USP Class VI compliant
- REACH and RoHS compliant
- PTFE is free of BPA, phthalates and latex
- FEP and PFA are free of conflict minerals
- Ultra-high-purity grades available for the semiconductor industry (FEP and PFA only)



### Notes

Almost totally inert, FLUOROPOLYMER tubing can be used with virtually all industrial solvents, chemicals, and corrosive materials, even at elevated temperatures. It does, however, react with fluorine, molten sodium hydroxide, and molten alkali metals.

FLUOROPOLYMER tubing can be steam or chemically sterilized in-line with any industrial cleaner, solvent, or sterilizing method.

FLUOROPOLYMER's non-stick property allows transport of viscous, sticky materials without line clogging. It also offers outstanding aging resistance.

PTFE's translucent white color will vary naturally from lot to lot, however the quality and physical properties do not change. FEP and PFA are clearer and can be heat sealed and heat bonded.

Permanent color striping, etching, and longer-than-listed lengths are available through minimum order. Polyethylene-jacketed, thin-wall fluoropolymer tubing, for low-cost purity, is also available through minimum order — call for details.

### What's the difference?

**PTFE (Polytetrafluoroethylene)** a fluorocarbon-based polymer, is a resin supplied in powdered form, which is mixed, preformed, and extruded into a paste, and then finally tubing. PTFE tubing can be used in a wide variety of applications due to its high chemical resistance, high and low temperature capability, resistance to weathering, electrical and thermal insulation, gas and vapor permeability properties and lowest coefficient of friction of any solid material. The tubing is translucent white in color.

**FEP (Fluorinated Ethylene Propylene)** resin is pelletized for its hot-melt extrusion process. FEP tubing is known for its gas and vapor permeability properties and excellent UV transmission ratings. While very similar in composition to PTFE, there are a few notable differences. FEP has a lower heat shrink temperature and is clearer and more flexible than PTFE.

**PFA (Perfluoroalkoxy)** resin, like FEP, belongs to a class of melt-processible fluoroplastics. PFA tubing is also known for its gas and vapor permeability properties and excellent UV transmission ratings. It is similar in composition to FEP but has better heat resistance and a smoother surface. It, too, is clearer and more flexible than PTFE.

### Physical Properties\*\*

	PTFE	FEP	PFA
Hardness, Shore D	50-65	57-60	60
Tensile Strength, psi	2000-3000	4000	4200
Elongation at Break, %	200-450	400	400
Brittle Temperature, °F	<-450	<-450	<-450
Max. Continuous Operating Temp., °F	500	400	500

\*\*Values listed are typical for the material used in manufacture, except where noted, and are meant only as a guide to aid in design. Field testing should be performed to find the actual values for your application.

### Custom Services

- **Cut** ■ **Color** ■ **Heat-Form\***
- **Size** ■ **Overbraid** \*FEP & PFA only

Call for more information:

**800-506-3924 or 215-526-2300**

### Recommended Fittings

- Pureloc® PFA compression fittings (see page 9)

### FLUOROPOLYMER TUBING – PTFE, Inch Sizes

PART NO.	NOMINAL ID (IN.)	NOMINAL OD (IN.)	REF. WALL (IN.)	STANDARD LENGTH (FT.)†	WORKING PSI AT 73°F	BEND RADIUS (IN.)	LBS. PER FT.
300 0074	1/32	1/16	.015	100	412	1/2	0.002
300 0151	1/32	3/32	.030	100	390	1/2	0.006
300 0228	1/16	1/8	.030	50, 100	290	1/2	0.009
300 0382	3/32	5/32	.030	50, 100	220	5/8	0.011
300 0459	1/8	3/16	.030	50, 100	180	3/4	0.014
300 0536	1/8	1/4	.062	50, 100	290	1/2	0.034
300 0690	3/16	1/4	.030	50, 100	130	1	0.020
300 0767	3/16	5/16	.063	50, 100	222	7/8	0.046
300 0844	1/4	5/16	.030	50, 100	100	2-1/4	0.026
300 0921	1/4	3/8	.063	25, 50, 100	180	1	0.057
300 0998	5/16	3/8	.030	25, 50, 100	80	2-3/4	0.032
300 1152	3/8	7/16	.030	25, 50, 100	70	4	0.037
300 1229	3/8	1/2	.063	25, 50, 100	130	2-1/4	0.080
300 1306	7/16	1/2	.030	25, 50, 100	60	4	0.043
300 1460	1/2	9/16	.030	25, 50, 100	55	5	0.049
300 1537	1/2	5/8	.063	25, 50, 100	100	3	0.103
300 1614	9/16	5/8	.030	25, 50, 100	50	5-1/2	0.054
300 1845	5/8	3/4	.063	25, 50, 100	80	6	0.126

†Sold by standard coil length only.

Working pressures are calculated from burst testing using a 4:1 safety factor. Application testing is recommended.

Add length suffix to part number when ordering. Example: 100 ft. of 1/32" I.D. x 1/16" O.D. tubing is part number 300 0074-100.

**NOTE: Orders for 50 ft. lengths of PTFE tubing may be filled with a maximum of two lengths of product totaling 50 ft.**

**Orders for 100 ft. lengths of PTFE tubing may be filled with a maximum of three lengths of product totaling 100 ft.**

**BOLD** indicates the critical dimension for fittings application.

>

### FLUOROPOLYMER TUBING – FEP, Inch Sizes

PART NO.	REF. ID (IN.)	OD (IN.)	WALL (IN.)	STANDARD LENGTH (FT.)†	WORKING PSI AT 73°F	BEND RADIUS (IN.)	LBS. PER FT.
310 0090	1/16	1/8	.030	50, 100	445	1/2	0.009
310 0167	1/16	3/16	.062	50, 100	612	1/2	0.023
310 0244	3/32	5/32	.030	50, 100	357	1/2	0.011
310 0321	1/8	3/16	.030	50, 100	296	3/4	0.014
310 0398	1/8	1/4	.062	50, 100	460	1	0.034
310 0552	3/16	1/4	.030	50, 100	223	1-1/2	0.020
310 0629	3/16	5/16	.062	50, 100	368	1-1/2	0.046
310 0706	1/4	5/16	.030	50, 100	178	1-3/4	0.026
310 0783	1/4	3/8	.062	25, 50, 100	307	1	0.057
310 0860	5/16	3/8	.030	25, 50, 100	148	2-1/2	0.031
310 1014	3/8	7/16	.030	50, 100	127	3-1/2	0.037
310 1091	3/8	1/2	.062	25, 50, 100	230	2	0.080
310 1168	7/16	1/2	.030	25, 50, 100	111	6	0.043
310 1322	1/2	9/16	.030	25, 50, 100	89	12	0.048
310 1399	1/2	5/8	.062	25, 50, 100	184	3	0.103
310 1707	5/8	3/4	.062	25, 50, 100	153	6	0.126
310 1938*	3/4	.830	.040	10 Straight	74	8	0.065
310 2015	3/4	7/8	.062	5, 10 Straight	132	12	0.149
310 2169	7/8	1	.062	5, 10 Straight	115	22	0.172
310 2246*	1	1.100	.050	5, 10 Straight	75	26	0.154
310 2323	1	1 1/8	.062	5, 10 Straight	75	24	0.194
310 2477*	1-1/4	1 3/8	.062	5, 10 Straight	70	30	0.240
310 2631*	1-1/2	1- 5/8	.062	5 Straight	64	36	0.286

\*Limited stock item; lead times and minimums may apply — call for details.

†Sold by standard coil length only.

Working pressures are calculated from burst testing using a 3:1 safety factor. Application testing is recommended.

Add length suffix to part number when ordering. Example: 50 ft. of 1/16" I.D. x 1/8" O.D. tubing is part number 310 0090-50.

**All FEP and PFA lengths are supplied in single-section packages.**

**BOLD** indicates the critical dimension for fittings application.

*continued on next page*



## PTFE, FEP, & PFA Formulations

### FLUOROPOLYMER TUBING – PFA, Inch Sizes

PART NO.	REF. ID (IN.)	OD (IN.)	WALL (IN.)	STANDARD LENGTH (FT.)†	WORKING PSI AT 73°F	BEND RADIUS (IN.)	LBS. PER FT.
320 0176	1/16	1/8	.030	50, 100	449	1/2	0.009
320 0330	3/32	5/32	.030	50, 100	360	1/2	0.011
320 0407	1/8	3/16	.030	50, 100	299	3/4	0.014
320 0484	1/8	1/4	.062	50, 100	464	1/2	0.034
320 0561	3/16	1/4	.030	50, 100	225	1	0.020
320 0715	1/4	5/16	.030	50, 100	179	1-3/4	0.026
320 0792	1/4	3/8	.062	25, 50, 100	310	1	0.057
320 0869	5/16	3/8	.030	50, 100	150	2-1/2	0.031
320 1100	3/8	1/2	.062	25, 50, 100	310	1	0.080
320 1331	1/2	9/16	.030	25, 100	75	12	0.048
320 1408*	1/2	5/8	.062	25, 50, 100	186	3	0.103
320 1716	5/8	3/4	.062	25, 50, 100	155	6	0.126

\*Limited stock item; lead times and minimums may apply — call for details.

†Sold by standard coil length only.

Working pressures are calculated from burst testing using a 3:1 safety factor. Application testing is recommended.

Add length suffix to part number when ordering. Example: 25 ft. of 5/8" I.D. x 3/4" O.D. tubing is part number 320 1716-25.

**All FEP and PFA lengths are supplied in single-section packages.**

**BOLD** indicates the critical dimension for fittings application.

### FLUOROPOLYMER TUBING – PTFE, Metric Sizes

PART NO.	NOMINAL ID (MM)	NOMINAL OD (MM)	REF. WALL (MM)	STANDARD LENGTH (FT.)†	WORKING PSI AT 73°F	BEND RADIUS (MM)	LBS. PER FT.
301 0175	2	4	1	50, 100	290	13	0.020
301 0350	4	6	1	50, 100	180	25	0.034
301 0525	6	8	1	50, 100	130	51	0.048
301 0700	8	10	1	25, 50, 100	100	64	0.061
301 0875	10	12	1	50, 100	80	76	0.075
301 1050*	12	14	1	50, 100	60	89	0.089

\*Limited stock item; lead times and minimums may apply — call for details.

†Sold by standard coil length only.

Working pressures are calculated from burst testing using a 4:1 safety factor. Application testing is recommended.

Add length suffix to part number when ordering. Example: 50 ft. of 2mm I.D. x 4mm O.D. tubing is part number 301 0175-50.

**NOTE: Orders for 50 ft. lengths of PTFE tubing may be filled with a maximum of two lengths of product totaling 50 ft.**

**Orders for 100 ft. lengths of PTFE tubing may be filled with a maximum of three lengths of product totaling 100 ft.**

**BOLD** indicates the critical dimension for fittings application.

### FLUOROPOLYMER TUBING – FEP, Metric Sizes

PART NO.	REF. ID (MM)	OD (MM)	WALL (MM)	STANDARD LENGTH (FT.)†	WORKING PSI AT 73°F	BEND RADIUS (MM)	LBS. PER FT.
311 0177	2	4	1	50, 100	464	38	0.013
311 0352	4	6	1	50, 100	309	44	0.023
311 0527	6	8	1	50, 100	232	64	0.032
311 0702	8	10	1	25, 50, 100	186	70	0.041
311 0877	10	12	1	50, 100	155	102	0.049
311 1052	12	14	1	50, 100	119	305	0.059

†Sold by standard coil length only.

Working pressures are calculated from burst testing using a 3:1 safety factor. Application testing is recommended.

Add length suffix to part number when ordering. Example: 50 ft. of 2mm I.D. x 4mm O.D. tubing is part number 311 0177-50.

**All FEP and PFA lengths are supplied in single-section packages.**

**BOLD** indicates the critical dimension for fittings application.

### FLUOROPOLYMER TUBING – PFA, Metric Sizes

PART NO.	REF. ID (MM)	OD (MM)	WALL (MM)	STANDARD LENGTH (FT.)†	WORKING PSI AT 73°F	BEND RADIUS (MM)	LBS. PER FT.
321 0354	4	6	1	50, 100	312	44	0.023
321 0529	6	8	1	50, 100	234	64	0.032
321 0704	8	10	1	25, 50, 100	187	70	0.041
321 0879	10	12	1	50, 100	156	102	0.049

†Sold by standard coil length only.

Working pressures are calculated from burst testing using a 3:1 safety factor. Application testing is recommended.

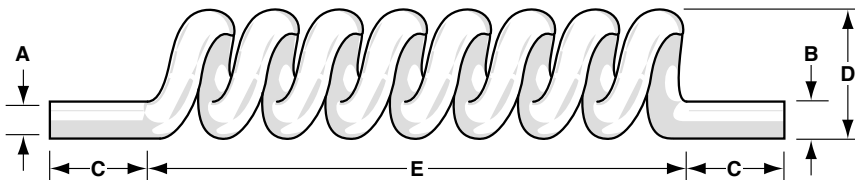

Add length suffix to part number when ordering. Example: 100 ft. of 6mm I.D. x 8mm O.D. tubing is part number 321 0529-100.

**All FEP and PFA lengths are supplied in single-section packages.**

**BOLD** indicates the critical dimension for fittings application.

## Coiled FEP Tubing

- Made of chemically inert clear FEP
- Manufactured from FDA compliant materials
- Heat set into a retractable coil; excellent recoil memory
- Offers all the chemical and electrical insulation properties of standard FEP fluoropolymer tubing
- Allows flexibility to otherwise semi-rigid fluoropolymer tubing



All Coiltef is made to order — call for details

PART NO.	A ID (IN.)	B OD (IN.)	D <sup>^</sup> O.D. OF COIL (IN.)	E <sup>^</sup> MAXIMUM AVAILABLE EXPANDED LENGTH; NOT INCLUDING TAILS (IN.)
360 0072*	1/16	3/16	1-1/8	12, 24, 48
360 0149*	1/8	1/4	1-1/2	12, 24, 48, 72
360 0226*	3/16	5/16	2-1/4	12
360 0303*	1/4	3/8	2-3/8	12, 24, 48, 72
360 0457*	3/8	1/2	4	24, 48

\*Non-stock item; lead times and minimums apply — call for details.

<sup>^</sup>These dimensions are nominal.

Add length suffix to part number when ordering. Example: 12 inches of 1/16" I.D. x 3/16" O.D. tubing is part number 360 0072-12.

The retracted length is approximately 1/4 of the maximum expanded length excluding tails. Wall thickness for all standard sizes is 1/16. Tail length (item C) is 6" for all listed sizes.

**BOLD** indicates the critical dimension for fittings application.

### Custom Services

■ **Cut** ■ **Size** ■ **And More**

Call for more information  
**800-506-3924**

### Recommended Fittings

- Pureloc® PFA compression fittings (see page 9)

### Notes

Almost totally inert, COILTEF can be used with all industrial solvents, chemicals, and corrosive materials even at elevated temperatures. It does, however, react with fluorine, molten sodium hydroxide, and molten alkali metals.

Fluoropolymer's non-stick property allows transport of viscous, sticky material without line clogging. It also offers outstanding aging resistance.

COILTEF is manufactured through a fabrication process which heat sets the coils. The coils should remain stable up to 200°F. At higher temperatures the coils will begin to relax and lose their set. If the application involves elevated temperatures, in-house testing is recommended.

COILTEF may be steam or chemically sterilized in-line with any industrial cleaner, solvent, or sterilizing method. Care should be taken with steam sterilization to prevent coil relaxation. Testing is recommended.

COILTEF can be manufactured from .085" to 1/2" tubing I.D. The coil diameter can be produced from 3/4" O.D. to 4" O.D.

### Physical Properties\*\*

Hardness, Shore D	55-60
Tensile Strength, psi	2800-5000
Elongation at Break, %	250-330
Brittle Temperature, °F	-450
Min. Operating Temp. for Tubing, °F††	-100
Max. Operating Temp. for Tubing, °F††	200


\*\*Values listed are typical for the material used in manufacture, except where noted, and are meant only as a guide to aid in design. Field testing should be performed to find the actual values for your application. ††Temperatures are for standard extruded (non-coiled) tubing. See "Notes" for additional information.

**ESOP** Employee Owned  
for Your Benefit

### Did you know . . . ?

Through an Employee Stock Ownership Plan (ESOP), NewAge's team members are owners of the company, and that makes **your satisfaction** an investment in our future.

## Convolut PTFE Tubing



- Translucent PTFE tubing offers excellent chemical and electrical properties
- Available from stock with or without a stainless steel wire encircling the O.D.
- Wire coil provides increased pressure capability and aids in electrical grounding
- Easily flexed — spiral construction allows far greater flexibility than straight wall tubing
- Spiral construction also allows for easier cleaning
- Made from FDA compliant materials



### Notes

CONTEF's helical construction aids in self cleaning when flushed with standard cleaning fluids.

The cuffs (straight ends) are made to accept standard barbed fittings. Hose assemblies made to your specifications are available.

PTFE's color will vary naturally from lot to lot, but the quality and physical properties do not change.

FEP CONTEF for longer continuous lengths is available through custom order.

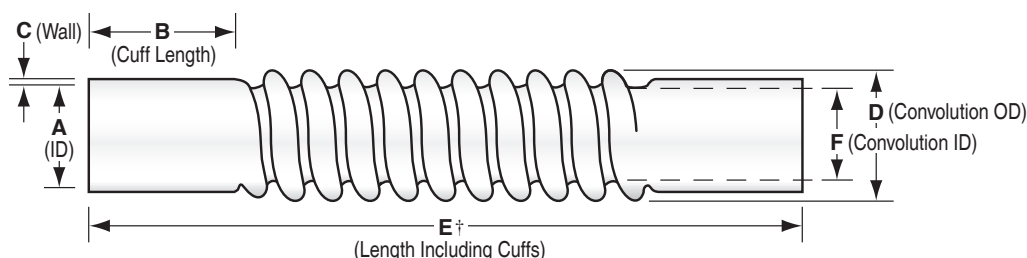
#### CONTEF Without Wire:

Vacuum Service: 27 in./Hg at 72°F.  
Convolutions are molded into the tubing and will not cold flow into a straight wall under normal conditions.

#### CONTEF With Wire:

Vacuum Service: 27 in./Hg at 72°F.  
For high vacuum applications, CONTEF can be produced with wire on the I.D. — call for details.

\*See Terms and Conditions Agreement for Limitations



### Physical Properties\*\*

Hardness, Shore D	50-65
Tensile Strength at Break, psi	3500
Elongation at Break, %	200-400
Embrittlement Temperature, °F	-450
Min. Operating Temp. for Tubing, °F††	-100
Max. Operating Temp. for Tubing, °F††	500

\*\*Values listed are typical for the material used in manufacture, except where noted, and are meant only as a guide to aid in design. Field testing should be performed to find the actual values for your application.

††Temperatures are for standard extruded (non-convoluted) tubing.

### Custom Services

- Cut
- Overbraid
- Size
- And More

Call for more information  
**800-506-3924**

### Recommended Fittings & Clamps

- Thermobarb® barbed fittings
- Oetiker® ear type clamps
- Kwik Clamp™ nylon double bond hose clamps
- Worm gear clamps

*Did you know . . . ?*

We've been in business for **over 65 years.**

## Convuluted PTFE Tubing

### CONTEF Without Wire

PART NO.	A ID (IN.)	B NOM. (IN.)	C NOM. (IN.)	D REF. (IN.)	F NOM. (IN.)	BEND RADIUS (IN.)	MAX LENGTH (FT.)	WORKING PSI AT 72°F	BURST PSI AT 72°F
350 0070	1/4	3/4	.015	.320	.181	1/2	125	45	180
350 0147	5/16	1	.020	.414	.273	3/4	125	48	192
350 0224	3/8	1	.020	.450	.303	1-3/4	125	40	160
350 0301	1/2	1	.020	.590	.425	1-1/4	100	30	120
350 0378	5/8	1-1/4	.023	.660	.485	1-1/2	75	30	120
350 0455	3/4	1-1/2	.025	.780	.608	1-3/4	75	25	100
350 0532	1	2	.030	1.100	.849	2.230	50	22	90
350 0609	1-1/4	2-1/2	.035	1.560	1.150	2-3/4	40	21	85
350 0686	1-1/2	2-1/2	.040	1.910	1.410	3	40	20	80
350 0763	2	2-1/2	.043	2.450	1.955	4-1/4	40	16	65

† 'E' dimension to be specified at time of order. All lengths will be supplied with 'B' dimension cuffs. The minimum overall length for Contef with a cuff at each end is 6"; shorter overall lengths are possible when only one cuff is needed. All pressures are calculated and not based on actual testing.

**BOLD** indicates the critical dimension for fittings application.

### CONTEF With Wire

PART NO.	A ID (IN.)	B NOM. (IN.)	C NOM. (IN.)	D REF. (IN.)	F NOM. (IN.)	BEND RADIUS (IN.)	MAX LENGTH (FT.)	WORKING PSI AT 72°F	BURST PSI AT 72°F
352 0076	1/4	3/4	.015	.320	.181	1/2	12	58	234
352 0153	5/16	1	.020	.414	.273	3/4	12	62	250
352 0230	3/8	1	.020	.450	.303	1-3/4	12	52	208
352 0307	1/2	1	.020	.590	.425	1-1/4	20	39	156
352 0461	3/4	1-1/2	.023	.780	.608	1-3/4	20	32	130
352 0538	1	2	.030	1.100	.849	2-1/4	20	29	117


† 'E' dimension to be specified at time of order. All lengths will be supplied with 'B' dimension cuffs. The minimum overall length for Contef With Wire with a cuff at each end is 6"; shorter overall lengths are possible when only one cuff is needed. All pressures are calculated and not based on actual testing.

**BOLD** indicates the critical dimension for fittings application.

### Did you know . . . ?

We haven't had a product liability claim since we began manufacturing tubing over 25 years ago.

## Corrugated FEP Tubing



- Made from FEP fluoropolymer tubing
- Corrugations allow a nearly zero bend radius — easily flexed
- Can be extended or compressed without affecting the tube's I.D.
- Made without plasticizers which can leach into critical streams
- Made from FDA compliant materials
- Has all the chemical and electrical properties of straight-walled FEP tubing
- May be overbraided with Kevlar® for higher pressures^



### Notes

Vacuum Service at 72°F: 29.9 in./Hg.  
Bend Diameter at 72°F: 1/2 of tubing I.D.

Optimal flow is achieved and turbulence minimized by passing fluids through CORRTEF in the direction of the corrugation angles (as illustrated).

CORRTEF is heat sealable, and the cuffs (straight ends) are made to accept standard barbed fittings. The end may be flared or expanded to permit shrink-tight connections.

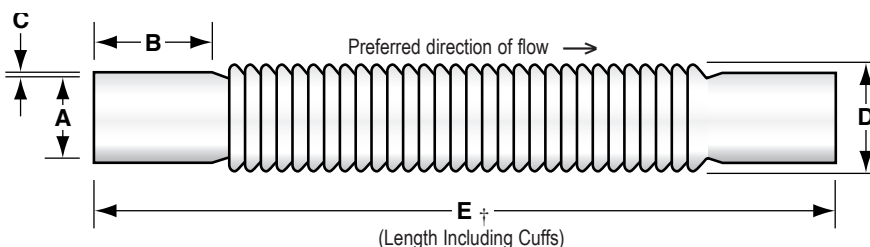
CORRTEF is manufactured in an industrial atmosphere and should be properly sterilized for clean-flow applications. For optimal cleaning of CORRTEF, the tube should be stretched to its maximum length and held vertically (direction of flow: down). Due to the annular corrugations, it may not be possible to remove all traces of particulate from CORRTEF, even under optimal cleaning conditions.

^Overbraiding with Kevlar will permit a minimum increase of six times the listed pressures. Kevlar overbraiding is available for sizes up to 7/8" I.D. — call for details.

### Physical Properties\*\*

Hardness, Shore D	55-60
Tensile Strength, psi	2800-5000
Elongation at Break, %	250-330
Brittle Temperature, °F	-450
Min. Operating Temp. for Tubing, °F††	-100
Max. Cont. Svc. Temp. for Tubing, zero pressure, °F††	200

\*\*Values listed are typical for the material used in manufacture, except where noted, and are meant only as a guide to aid in design. Field testing should be performed to find the actual values for your application.  
††Temperatures are for standard extruded (non-corrugated) tubing.



PART NO.	A MAX. ID (IN.)	B CUFF LENGTH NOM. (IN.)*	C WALL NOM. (IN.)	D CORRUGA- TION OD REF. (IN.)	WORKING PSI AT 72°F	BURST PSI AT 72°F
340 0075	1/4	3/4	.015	3/8	62	248
340 0152	3/8	1	.020	5/8	50	200
340 0229	1/2	1	.025	3/4	42	168
340 0306	5/8	1	.025	15/16	37	148
340 0383	3/4	1-1/2	.030	1-1/16	30	120
340 0460	7/8	1-1/2	.030	1-1/4	25	100
340 0537	1	2	.035	1-7/16	20	80
340 0691	1-1/2	2	.035	1-13/16	15	60
340 0768	2	2	.040	2-5/8	12	48

† Specify 'E' dimension at order time. Maximum overall available length: 12 ft. (including cuffs). The minimum overall length for Corrtef with a cuff at each end is 6"; shorter overall lengths are possible when only one cuff is needed.

\*Workable I.D. length of the cuff (straight ends). All lengths supplied with 'B' dimension cuffs.

All pressures are calculated and not based on actual testing.

**BOLD** indicates the critical dimension for fittings application.

### Recommended Fittings & Clamps

- Thermobarb® barbed fittings
- Oetiker® ear type clamps
- Kwik Clamp™ nylon double bond hose clamps
- Worm gear clamps

### Custom Services

- **Cut**
- **Overbraid**
- **Size**
- **And More**

Call for more information  
**800-506-3924**

### Did you know . . . ?

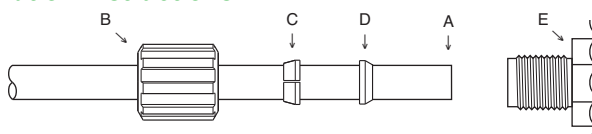
We offer **drop shipment** and **blind drop shipment** capabilities.



## PFA Compression Fittings

- PFA body made from virgin, high purity materials
- Ideally suited for corrosive environments and chemical applications
- Less surface particulate resulting in cleaner operation
- Easy to disconnect and reuse
- Excellent lock and seal ability
- Numerous configurations available

### Installation Instructions:

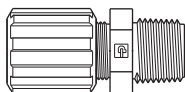


1. Cut tubing (A) cleanly at 90°.
2. Push tubing through small end of nut (B), small end of gripper (C), large end of ferrule (D), and seat tubing end into fitting body as far as it will go (E).
3. Thread nut onto body and finger tighten while assuring that tubing remains seated in bottom of fitting. To complete the installation, tighten nut with a wrench at least one additional turn. Avoid overtightening.

### Size Recommendations:

See chart at right; these sizes represent the only fluoropolymer tubing dimensions recommended for use with Pureloc fittings.

Fitting Size	Recommended Tubing Size
1/8"	1/8" O.D. x 1/16" I.D.
1/4"	1/4" O.D. x 5/32" I.D.
3/8"	3/8" O.D. x 1/4" I.D.
1/2"	1/2" O.D. x 3/8" I.D.
3/4"	3/4" O.D. x 5/8" I.D.



Male Adapter

PART NO.	TUBE OD (IN.) x NPT
532 0644	1/8 x 1/8
532 0672	1/8 x 1/4
532 0700	1/4 x 1/8
532 0728	1/4 x 1/4
532 0756	1/4 x 3/8
532 0784	1/4 x 1/2
532 0812	3/8 x 1/8
532 0833	3/8 x 1/4
532 0868	3/8 x 3/8
532 0896	3/8 x 1/2
532 0924	1/2 x 1/4
532 0952	1/2 x 3/8
532 0980	1/2 x 1/2
532 1008	1/2 x 3/4
532 1036	3/4 x 1/2
532 1064	3/4 x 3/4



The logo is a registered trademark of Parker-Hannifin Corporation.

### Notes

With a fitting body made from virgin, high purity PFA fluoropolymer, PURELOC is ideal for ultra-pure fluid applications where contamination-free systems are used. This includes semiconductor manufacturing, food and beverage processing, medical and biomedical, laboratory, chromatography equipment, and the chemical industries.

The gripper coupled with the precision-made ferrule provides excellent leak-tight connections and prevents tubing blow-out.

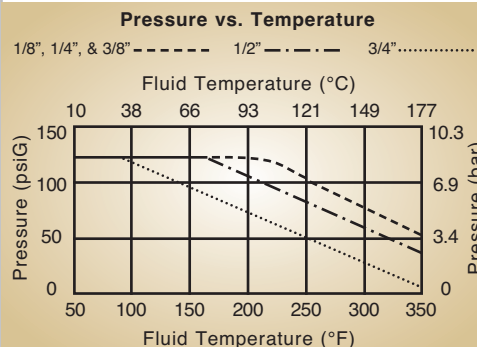
### Materials of Construction:

Wetted: PFA body, PTFE ferrule

Non-wetted: PFA nut, titanate filled ETFE gripper

### Pressure Ranges:

125 PSIG (8.6 bar); see chart below



The values above are typical for the material used in manufacture, except where noted, and are meant only as a guide to aid in design. Field testing should be performed to find the actual values for your application.

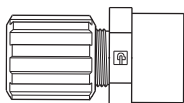
NewAge Industries' Pureloc® PFA compression fittings are manufactured by Parker-Hannifin Corporation.

### Did you know . . . ?

**100% of calls** received during normal business hours are **answered by a person**, not a machine.

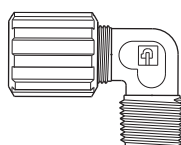
*continued on next page*

## PFA Compression Fittings



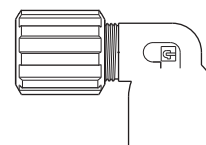
**Female Adapter**

PART NO.	TUBE OD (IN.) x FNPT
532 0028	1/8 x 1/8
532 0056	1/8 x 1/4
532 0084	1/4 x 1/8
532 0112	1/4 x 1/4
532 0140	1/4 x 3/8
532 0168	1/4 x 1/2
532 0224	3/8 x 1/4
532 0252	3/8 x 3/8
532 0280	3/8 x 1/2
532 0308	1/2 x 1/4
532 0336	1/2 x 3/8
532 0364	1/2 x 1/2
532 0392	1/2 x 3/4
532 0420	3/4 x 1/2
532 0448	3/4 x 3/4



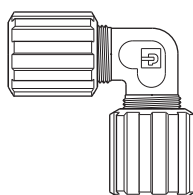
**Male 90° Elbow**

PART NO.	TUBE OD (IN.) x NPT
532 3080	1/4 x 1/8
532 3108	1/4 x 1/4
532 3192	3/8 x 1/8
532 3220	3/8 x 1/4
532 3248	3/8 x 3/8
532 3276	3/8 x 1/2
532 3304	1/2 x 1/4
532 3332	1/2 x 3/8
532 3360	1/2 x 1/2
532 3388	1/2 x 3/4
532 3416	3/4 x 1/2
532 3444	3/4 x 3/4



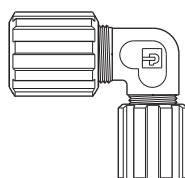
**Female 90° Elbow**

PART NO.	TUBE OD (IN.) x FNPT
532 2604	1/8 x 1/8
532 2660	1/4 x 1/4
532 2688	3/8 x 1/4
532 2716	3/8 x 3/8
532 2744	3/8 x 1/2
532 2772	1/2 x 1/4
532 2828	1/2 x 1/2



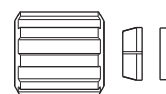
**Union 90° Elbow**

PART NO.	TUBE OD (IN.)
532 3612	1/8
532 3640*	1/4
532 3696	3/8
532 3724	1/2
532 3752	3/4



**Reducing 90° Elbow**

PART NO.	TUBE OD x TUBE OD (IN.)
532 4004	3/8 x 1/2



**Nut Replacement Kit**

Contains one nut, one gripper, and one ferrule

PART NO.	TUBE OD (IN.)
532 6860	1/8
532 7056	1/4
532 7252	3/8
532 7448	1/2
532 7644	3/4

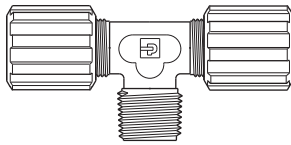
\*Limited stock item; lead times and minimums may apply — call for details.

The logo is a registered trademark of Parker-Hannifin Corporation.

*Did you know . . . ?*

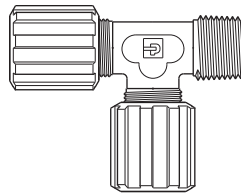
**90% of RFQ's** (Requests for Quotation) are formally **quoted the same day.**

## PFA Compression Fittings



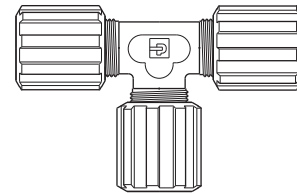
**Male Branch Tee**

PART NO.	TUBE OD (IN.) x NPT
532 4697	1/4 x 1/8
532 4732	1/4 x 1/4
532 4760	3/8 x 1/8
532 4788	3/8 x 1/4
532 4816	3/8 x 3/8
532 4844	3/8 x 1/2
532 4872	1/2 x 1/4
532 4900	1/2 x 3/8
532 4928	1/2 x 1/2
532 4956	3/4 x 3/4



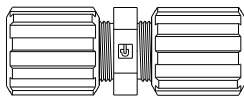
**Male Run Tee**

PART NO.	TUBE OD (IN.) x NPT
532 5656	1/4 x 1/8
532 5684	1/4 x 1/4
532 5796	3/8 x 1/4
532 5880	1/2 x 1/4
532 5936	1/2 x 1/2
532 5964	3/4 x 3/4



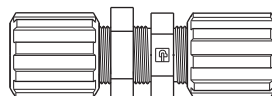
**Union Tee**

PART NO.	TUBE OD (IN.)
532 6132	1/8
532 6160	1/4
532 6188	3/8
532 6216	1/2
532 6244	3/4



**Union Connector**

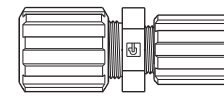
PART NO.	TUBE OD (IN.)
532 1484	1/8
532 1512	1/4
532 1540	3/8
532 1568	1/2
532 1596	3/4



**Bulkhead Union**


PART NO.	TUBE OD (IN.)
532 2072	1/8
532 2100*	1/4
532 2128	3/8
532 2156	1/2
532 2184	3/4

\*Limited stock item; lead times and minimums may apply — call for details.



**Reducing Union Connector**

PART NO.	TUBE OD x TUBE OD (IN.)
532 1764	1/8 x 1/4
532 1820	1/4 x 3/8
532 1848	1/4 x 1/2
532 1876	3/8 x 1/2
532 1904	1/2 x 3/4

The  logo is a registered trademark of Parker-Hannifin Corporation.

### Did you know . . . ?

We're **solar powered**. Over 4,000 solar panels on our building's rooftop have the ability to produce over one megawatt of electricity continuously.

# More NewAge Industries Products

## Tubing & Hose

**PVC**  
**Polyurethane**  
**Silicone**  
**Fluoropolymer**  
**Nylon**  
**Polyethylene**  
**Polypropylene**  
**TPR**  
**Viton™**  
**Latex**  
**Hytrell®**

## Custom Services



**Hot Bond®**  
**Assemblies**

**Hardness**  
**More**



## Fittings & Clamps for Fluoropolymer

**Pureloc®** - PFA compression fittings. Stock sizes for 1/8" to 3/4" O.D. in 13 styles. Made from chemically inert fluoropolymer.

**Thermobarb® Plastic** - Precision molded barbed fittings in nylon-6, high density polyethylene, PVDF, polypropylene, reinforced nylon, or reinforced polypropylene. Sizes for 1/8" to 1" I.D. tubing in 15 styles.

**Thermobarb® Brass** - Durable brass barbed fittings. Sizes for 1/8" to 1" I.D. tubing in 10 styles.

**Oetiker® Ear Type Clamps** - Stainless steel or zinc-plated carbon steel clamps with a unique breathable design. 35 sizes from 5/32" to 1-9/16" in 3 styles.

**Kwik Clamp™** - Nylon double-bond hose clamps. 31 sizes from 1/4" to 4-1/4" nominal O.D.

**Worm Gear Clamps** - Stainless steel worm screw clamps. 28 sizes from 3/8" to 6" in 6 styles.

## **Tubing & Hose Cutting Tools**



**AdvantaPURE®**  
NEWAGE INDUSTRIES



## High Purity Tubing & Hose

Sanitary tubing, hose, fittings, assemblies, and molded components from our AdvantaPure division meet the needs of the pharmaceutical, biotech, food and beverage, dairy, cosmetics and fragrances, and chemical industries, as well as other sanitary applications. AdvantaPure products are available through a network of select distributors. [www.advantapure.com](http://www.advantapure.com)



Coiltek, Contef, Corref, Hot Bond, Kwik Clamp, Pureloc, Thermobarb, NewAge, "Fluid Transfer Specialists," The "N" Logo, and AdvantaPure are trademarks of NewAge® Industries, Inc. • Oetiker reg. TM Oetiker, Inc. • Hytrell reg. TM E. I. du Pont de Nemours and Company • Teflon and Viton trademarks The Chemours Company

WARRANTY: NewAge Industries' products are warranted to be free from defects in material and workmanship. Any product found to carry such defects will be replaced without charge. This warranty is limited only to the replacement of NewAge Industries' products, item for item, which after examination by NewAge Industries are deemed defective. NewAge Industries specifically disclaims any other liability. The data supplied is provided as a helpful guideline and is believed to be reliable; however, nothing stated shall constitute a guarantee, recommendation, or warranty for any application.

NOTICE: NewAge Industries, Inc. has been a privately owned corporation since 1954. Neither the corporation nor its principals are affiliated, in any way, with any other group or entity either representing themselves as or being referred to by the term New-Age.

© NewAge Industries, Inc. 2022 Specifications are subject to change without notice.

8/3/22

**DISTRIBUTOR PARTNER**



145 James Way  
Southampton, PA 18966  
[www.newageindustries.com](http://www.newageindustries.com)

**800-50-NEWAGE**  
**(800-506-3924)**  
**215-526-2300**

**Fax: 800-837-1856**  
**215-526-2190**

[info@newageindustries.com](mailto:info@newageindustries.com)